









# Integrating technology in the classroom through a Spanish interactive experience!

## 6 hour workshop

-  **identify** all the main components of the “¡Hola Amigos!” resource and learn how to navigate through its activities
-  **become familiar** with the teachers notes and learn how to fully use them in their planning
-  **use** three sample lessons based on activities from ¡Hola Amigos!
-  **plan** Spanish language lessons that integrate activities from ¡Hola Amigos! with live in-class second language learning activities

## Introduction Presentation

## 1.5 hour session

-  **review** the main components of the “¡Hola Amigos!” resource
-  **identify** a number of potential uses of the resource in Spanish language and culture classrooms

- 9-y Spanish language and culture
- 3-y Spanish language and culture